



HOFFMAN BROWN COMPANY

INSURANCE
5000 Van Nuys Blvd. 6th Floor
Sherman Oaks, California 91403
(818) 986-8200 FAX (818) 986-8510
www.hoffmanbrown.com




SAFETY NOTES










Homeowner's insurance generally covers household water damage if the damage is sudden and accidental, such as damage caused by burst pipes. It **does not** cover damage of the sort covered by flood insurance (such as rising water from outside) or damage caused over time by lack of maintenance.



Identifying Water Problems

-  Look at your water bill. By comparing monthly usage figures, you may get tipped off to a small leak before it becomes a big problem. Major, unexplained fluctuations in your water bill are often a sign of water leaks.
-  Ask your plumber to use a water pressure gauge to determine whether your household water pressure is set too high. The ideal household water pressure is 60-80 pounds per square inch (psi), but many homes are set at 100 or higher.
-  Inspect pipes and fittings each year. Just as you change the batteries in your smoke detector each year, you should take a few minutes to inspect under sinks and around your washing machine, water heater, dishwasher, lavatories and ice makers.

Preventive Maintenance

-  Know where your water shutoff valve is located and be sure that the entire family knows how to shut off household water supplies in the event of a sudden pipe or hose break.
-  Just as you change the batteries in your household smoke detectors each year, you should inspect your water pipes and fittings annually. This is a simple check that takes minutes and could prevent thousands of dollars in water damage.
-  Consider replacing hoses to major appliances such as your washer and dishwasher every two to five years.
-  When you go on vacation, turn off the water to your washer while you're out of town. Many homeowners have returned from vacation to find their washer hoses have burst, flooding their homes.
-  Never leave the house with appliances, such as dishwashers, washers or dryers, still operating.
-  Repair window and door cracks with caulk and replace old or dried-out caulk. This helps to prevent water from seeping into the house from outside.
-  Clean out gutters and downspouts regularly. This helps prevent overflowing, which may damage your roof.



Helpful Tip

Routine inspections and maintenance can help you keep water where it belongs! Use a checklist to help determine problems before they start!



HOME INTERIOR

HOME EXTERIOR

- | | | | |
|--------------------------------------------------|--------------------------------------------------------|----------------------------------------|---------------------------------------------|
| <input type="checkbox"/> Appliance Water Hoses | <input type="checkbox"/> Residential Sprinkler Systems | <input type="checkbox"/> Roof | <input type="checkbox"/> Windows/Doors |
| <input type="checkbox"/> Low Temperature Sensors | <input type="checkbox"/> Bathrooms | <input type="checkbox"/> Roof Flashing | <input type="checkbox"/> Exterior Drains |
| <input type="checkbox"/> Water Heater | <input type="checkbox"/> Plumbing Pipes | <input type="checkbox"/> Gutters | <input type="checkbox"/> Grade of Property |
| <input type="checkbox"/> Sump Pumps | <input type="checkbox"/> Water Shutoff Valves | <input type="checkbox"/> Window Wells | <input type="checkbox"/> Terraces/Balconies |



Hoffman Brown Company

License No. 0814758